

Hennepin County  
Public Health  
Assessment Team

# Adults without usual place of care

## FACT SHEET



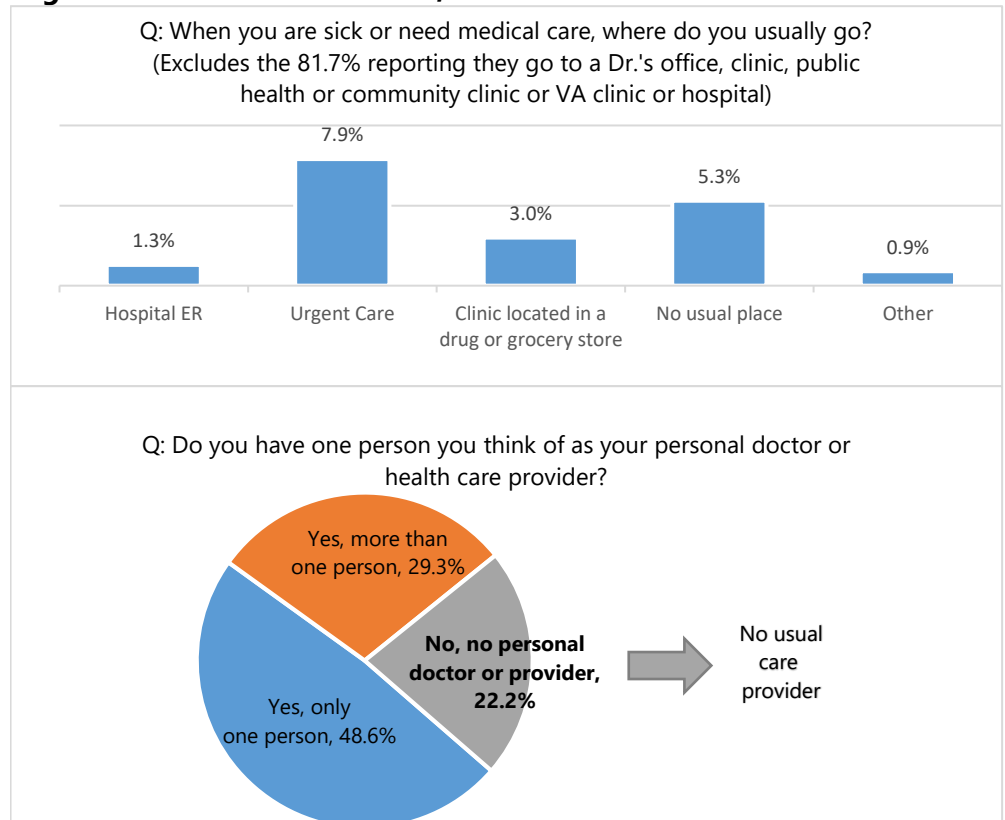
### Why is this indicator important?

Usual sources of care, either a usual place to go or having a regular care provider, is an important indicator that measures a person's ability to access health services. Persons without usual sources of care are less likely to receive preventive care, more likely to have unmet needs for care, more hospitalizations, and higher costs of care<sup>1</sup>.

### What is the current status?

In 2014, most (82%) Hennepin County adults (aged 25 and older) had a usual place of care. This also means close to one-fifth of county adults (18%) have no usual place care, when they are sick or need medical care. They either have no place to go, or use emergency room, urgent care or minute clinic. In 2014, 78% of Hennepin County adults aged 25 and older reported that they have one or more person they think of as their usual care provider (Figure 1).

**Figure 1. Usual sources of care, 2014**



**For more information** on the health of Hennepin County residents, visit: [www.Hennepin.us/PublicHealthData](http://www.Hennepin.us/PublicHealthData) or email: [PublicHealthData@hennepin.us](mailto:PublicHealthData@hennepin.us)



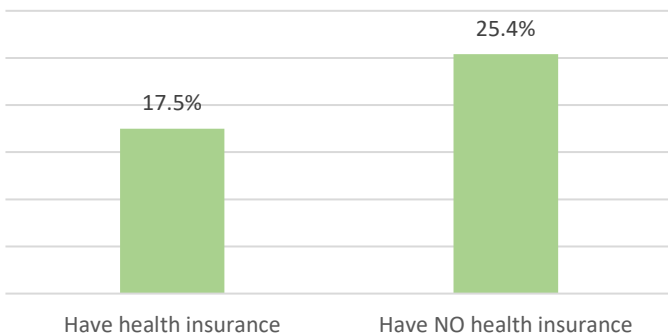
Hennepin County  
Public Health

## What are the disparities?

No usual place of care disproportionately affected some Hennepin County populations, including females (20%), young adults (27% for those age 25 to 34, and 24% for those aged 35-44), Hispanics (28%) and those having less than a high school education (29%).

A person's health insurance status plays a role in having a usual place of care. Fewer than two in ten (18%) insured residents have no usual place of care. For uninsured adults, more than one in four (25%) reported having no usual place of care (Figure 2).

**Figure 2. Percentage with no usual place of care by health insurance status, 2014**



Whether or not having a usual place of care affects how residents received needed preventive and clinical care. Table 1 shows that compared to residents who have a usual place of care, residents without a usual place of care reported a significantly higher rate of unmet medical care needs, unmet mental health care, not getting regular a physical check-up and not having a recommended blood cholesterol check.

**Table 1: Health care access indicators by usual place of care**

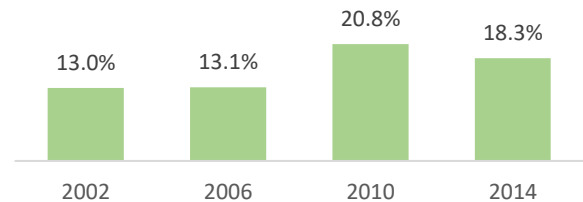
Health Care Access Indicator	Usual place of care	<b>NO</b> usual place of care
Unmet medical care need in past year	11.0%	16.9%
Unmet mental health care need in past year	11.2%	18.0%
No physical exam in past 5 years	6.8%	22.7%
No Cholesterol check in past 5 years	8.9%	25.8%

All significantly different at  $p < .05$

## How do we compare?

Rate of no usual place of care among Hennepin County adults aged 25 and older was 13% in both 2002 and 2006. However, the rate experienced a sharp increase to 21% in 2010, partially believed to be a reflection of increasing access to minute clinics and urgent care service. The rate in 2014 is comparable to 2010. The rate is far above the 5% or lower of the Healthy People 2020 Objective<sup>1</sup>.

**Figure 4. Percentage with no usual place of care - how do we compare?**



Data source: The data shown in this fact sheet for Hennepin and other metro counties come from the Metro SHAPE 2014 survey and early SHAPE surveys. Detailed can be found at [www.hennepin.us/shape](http://www.hennepin.us/shape)

Definition of indicator: Usual place of care, also known as regular place of care, usual place for on-going care, is assessed via a survey question "When you are sick or need medical care, where do you usually go?" followed by a list of care places for respondents to choose from. Lacking of usual place of care is defined if respondents checked no usual place or checked emergency room, urgent care, or minute clinic as the place they usually go.

Definition of many other indicators or measurements used in this factsheet can be found at technical notes section of Metro SHAPE 2014 Hennepin County Geographic Data Book, accessible at [www.hennepin.us/shape](http://www.hennepin.us/shape).

Reference:

1. Healthy People 2020 [Internet]. Washington, DC: U.S. Department of Health and Human Services, Office of Disease Prevention and Health Promotion [cited [Accessed on December 15, 2015]. Available from: <https://www.healthypeople.gov/2020/topics-objectives/topic/Access-to-Health-Services>.