

Hennepin County
Public Health
Assessment Team

FACT SHEET



Hennepin County
Public Health

Neighborhood Cohesion

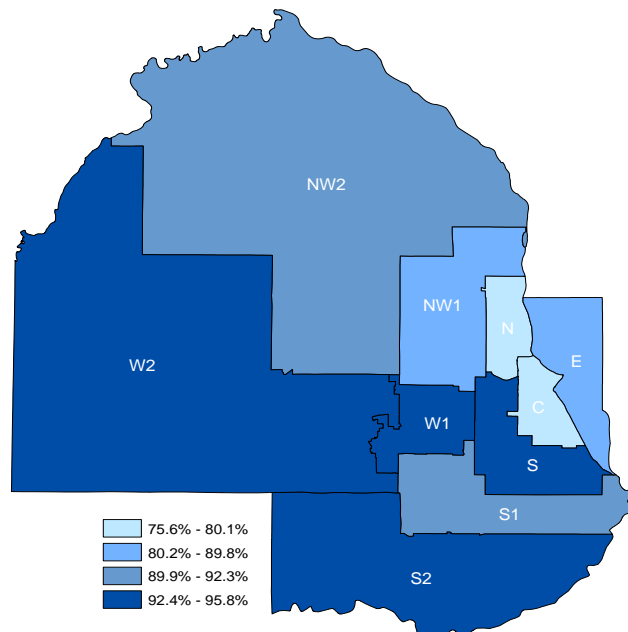
Why is this indicator important?

Researchers across a variety of settings in numerous countries have consistently found that having strong neighborhood cohesion is a protective factor that helps people be healthier compared to similar people who live in neighborhoods with less cohesion. One of the reasons is that in areas with higher cohesion, there is a greater sense of personal safety and, therefore, people are more willing to go outside and walk and bike. In areas with higher cohesion, people feel more connected with their neighbors which makes people feel less isolated and improves one's mental health.

What is the current status?

The vast majority (90%) of the adults aged 25 and older in Hennepin County somewhat or strongly agree that people in their neighborhood are willing to help one another. While that is high overall, the results vary widely by geography, income, race/ethnicity, and age. The percent of adults aged 25 and older who state they Somewhat or Strongly Agree that people in their neighborhood would help one another ranges from 76% in the Camden and Near North communities in Minneapolis (N) to 96% in the western outer-ring suburbs (W2) (figure 1).

Figure 1: Neighborhood Cohesion by Geography, 2014

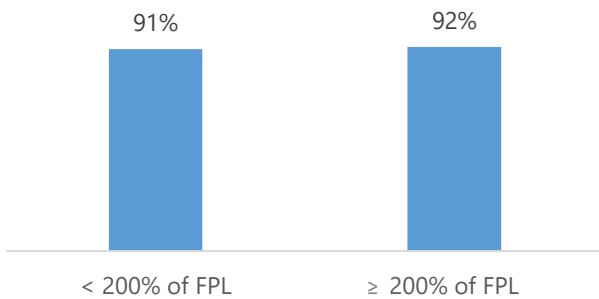


For more information on the health of Hennepin County residents, visit: www.Hennepin.us/PublicHealthData or email: PublicHealthData@hennepin.us

What are the disparities?

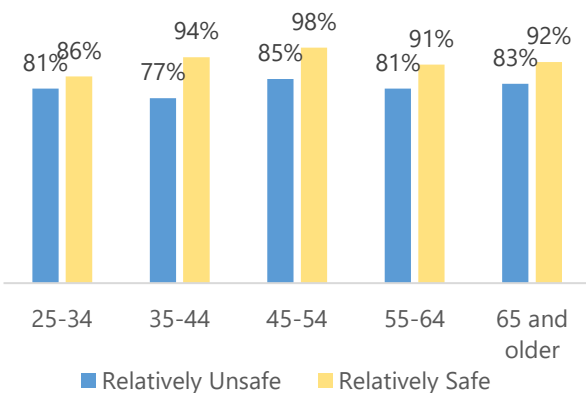
Eighty-one percent of adults 25 and older in Hennepin County in lower income households somewhat or strongly agree that "People in this neighborhood are willing to help one another" compared to 92 percent of the adults with higher income.

Figure 2. Percentage of adults aged 25 and older who Somewhat or Strongly Agree that "People in this neighborhood are willing to help one another" by household income, 2014



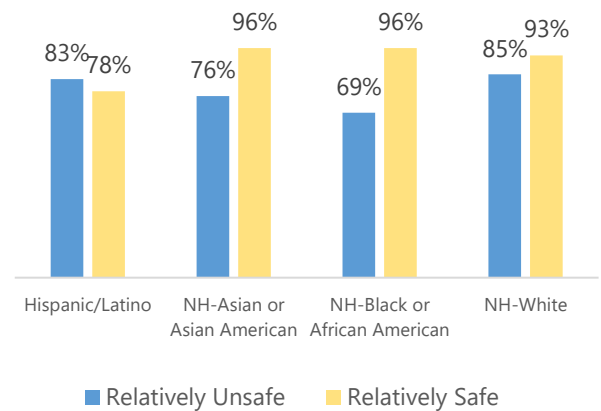
The percent of adults in Minneapolis who somewhat or strongly agree that people in their neighborhood are willing to help one another is highest for persons aged 45 to 54 even if you control for the general perceived safety of the neighborhood overall (figure 3).

Figure 3. Percentage of adults in Minneapolis who somewhat or strongly agree that people in this neighborhood are willing to help one another by age by perceived safety of neighborhood, 2014



The percent of adults in Minneapolis who somewhat or strongly agree that people in their neighborhood are willing to help one another is lowest among non-Hispanic black or African Americans who live in relatively unsafe neighborhoods and highest among non-Hispanic black or African Americans and non-Hispanic Asian or Asian Americans. (figure 4).

Figure 4. Percentage of adults in Minneapolis who somewhat or strongly agree that people in this neighborhood are willing to help one another by race and ethnicity by perceived safety of neighborhood, 2014



The data shown in this fact sheet come from the Metro SHAPE 2014 survey for Hennepin County for adults aged 25 and older. The question asked was: "Please rate the extent to which you agree or disagree. People in this neighborhood are willing to help one another. Strongly Agree, Somewhat Agree, Somewhat Disagree, Strongly Disagree. The classification neighborhoods being "relatively safe" and "relatively unsafe" is based on per capita Part 1 crime rates from November 2013 to October 2014 using Uniform Crime Reporting data from the Minnesota Department of Public Safety.