

Hennepin County
Public Health
Assessment Team

FACT SHEET



Adult smoking status

Why is this indicator important?

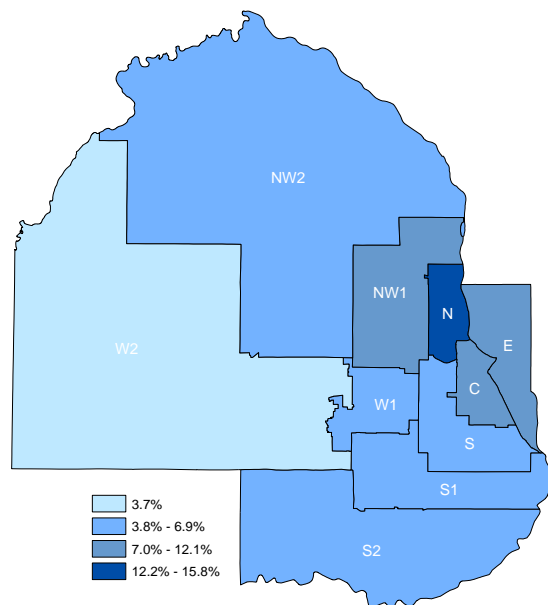
Tobacco use remains the single largest preventable cause of death, disability and disease in the United States. Smoking is linked to heart disease, stroke and other chronic lung diseases including lung cancer. Smoking can also increase your risk for cancer of the bladder, throat and mouth, kidneys, cervix and pancreas.

Cigarette smoking kills more than 480,000 Americans each year. Almost one third of deaths from coronary heart disease are attributable to smoking and secondhand smoke. Smoking is linked to about 90 percent of lung cancer cases in the United States¹.

What is the current status?

In 2014, 8 percent of Hennepin County adults aged 25 and older were classified as current smokers. While there has been a decline in the smoking rate over the past years, the results vary widely by geography.

Figure 1. Percentage of adults aged 25 and older who reported they were current smokers by geography, 2014



Hennepin County 7.7%

Minneapolis 10.8%

- N** Near-North Camden
- E** Northeast, University, Longfellow, City of St. Anthony
- C** Central, Phillips, Powderhorn
- S** Calhoun-Isles, Southwest, Nokomis

Suburban Hennepin 6.2%

- NW1** Northwest Inner Ring Suburbs
- W1** West Inner Ring Suburbs
- S1** South Inner Ring Suburbs
- NW2** Northwest Outer Ring Suburbs
- W2** West Outer Ring Suburbs
- S2** South Outer Ring Suburbs



Hennepin County
Public Health

For more information on the health of Hennepin County residents, visit: www.Hennepin.us/PublicHealthData or email: PublicHealthData@hennepin.us

What is the current status?

Figure 2 shows 15 percent of the adults age 25 and older in Hennepin County households where household income is less than 200% of the Federal Poverty Level, are current smokers compared to 6 percent of the adults with higher incomes.

Figure 2. Percentage of adults age 25 and older who are current smokers by household income, 2014

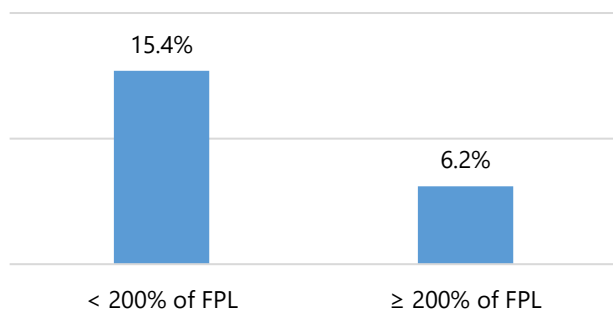


Figure 3 shows the percentage of adults age 25 and older who are current smokers by race/ethnicity. Smoking rates remain significantly higher among US-born blacks compared to adults from other racial and ethnic groups.

Figure 3. Percentage of adults age 25 and older who are current smokers by race/ethnicity, 2014

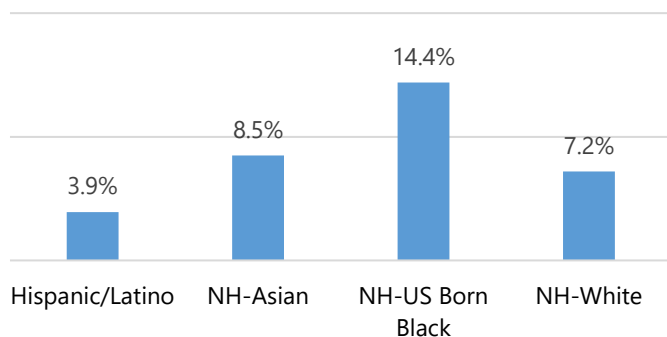
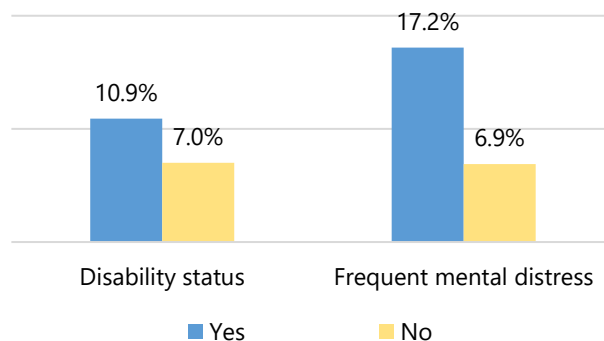


Figure 4 shows the percentage of adults who are current smokers by disability status and frequent mental distress.

Figure 4. Percentage of adults age 25 and older who are current smokers by disability status and frequent mental distress, 2014



How do we compare?

Smoking rate among Hennepin County adults age 25 and older declined from 19 percent in 1998 to 8 percent in 2014.

The smoking rate among Hennepin County adults aged 25 and older is lower compared to adults in Minnesota overall (11%). The current smoking rate among adults 18 and older in United States is much higher at 18%.

The data shown in this fact sheet come from the Metro SHAPE 2014 survey for Hennepin County for adults aged 25 and older. The current smoking status was derived from the responses to two questions: "Have you smoked at least 100 cigarettes in your entire life?" and "Do you now smoke cigarettes every day, some days or not at all?" A person who has smoked 100 cigarettes or more in his or her lifetime and now smokes every day or some days is classified as a current smoker.

Reference:

¹ Health effects of cigarette smoking. Retrieved October 31st, 2016 from

https://www.cdc.gov/tobacco/data_statistics/fact_sheets/health_effects/effects_cig_smoking/