










# Hennepin County

Public Works

Environment and Energy Department  
701 Fourth Avenue South, Suite 700  
Minneapolis, MN 55415-1842

612-348-3777, Phone  
612-348-8532, Fax  
[www.hennepin.us/environment](http://www.hennepin.us/environment)

## Green Cleaning Learning Trunk Inventory






Image	Item Name	Description	Quantity
	Washing soda box	Example product	1
	Borax box	Example product	1
	White vinegar	Example product	1
	Arm & Hammer baking soda box	Example product	1
	Bon Ami Cleanser	Example product	1
	Cinnamon sticks	Example product	1
	Whole cloves	Example product	1
	Lemon juice bottle	Example product	1
	Metal measuring spoons	One set	4 spoons



**Hennepin County**  
Public Works

**Environment and Energy Department**  
701 Fourth Avenue South, Suite 700  
Minneapolis, MN 55415-1842

612-348-3777, Phone  
612-348-8532, Fax  
[www.hennepin.us/environment](http://www.hennepin.us/environment)

	Drain Snake	Example product	1
	Green Cleaning Recipes	Literature	n/a
	How to recycle household batteries	Literature	n/a
	Hennepin County drop-off facilities	Literature	n/a
	Ways to reduce hazardous chemicals in the home	Literature	n/a



## Hennepin County

Public Works

### Environment and Energy Department

701 Fourth Avenue South, Suite 700  
Minneapolis, MN 55415-1842

612-348-3777, Phone

612-348-8532, Fax

[www.hennepin.us/environment](http://www.hennepin.us/environment)

## *Learning Trunk Engagement Guide – Green Cleaning*



### **Objective:**

Help educators explain the human health and environmental concerns of cleaning supplies and create green alternatives to hazardous products.

### **Audience:**

Parents, adults, youth 8 years and older

### **Instructions:**

Participants in the group will each make their own green cleaners. Discuss differences in price and safety issues of this kind of product compared to others. Hand out the Green Cleaning Recipe Guide for additional recipes.

Green cleaner recipe:

- ¼ cup white vinegar
- 1½ teaspoons non-antibacterial liquid dish soap

- Add lemon juice for scent

In a 16 oz. spray bottle, add the vinegar and fill with water. Add dish soap last. Add lemon juice if desired.

Tips:

- Label all containers with ingredients, intended use, and date made.
- Don't store green cleaners for long periods of time. Instead, mix up small batches when you're cleaning.
- Don't mix products.

Supplies:

- 16 oz. spray bottles (order from Hennepin County)
- Large bottle of white vinegar
- Bottles of dish soap
- Labels printed with the recipe (if not using county bottles) and clear packing tape to secure label to the bottle and waterproof it.
- Measuring cups and spoons
- Funnel
- Handout: Green Cleaning Recipe Guide
- Towels to clean up any spills

### **Barriers:**



## Hennepin County

Public Works

### Environment and Energy Department

701 Fourth Avenue South, Suite 700  
Minneapolis, MN 55415-1842

612-348-3777, Phone

612-348-8532, Fax

[www.hennepin.us/environment](http://www.hennepin.us/environment)

To be most effective using the learning trunks, you need to analyze your audience and identify barriers.

Barriers include:

- "Toxic chemicals clean better"
- "Natural products cost more"
- "I don't know what to buy"
- "It won't really hurt me"

### Discussion questions:

- What did you learn about cleaning products? What did you learn that you want to share with someone else?
- What makes you think something is clean (smell, look, etc.)? Can you get the job done with just soap and water?
- Why should we care about the cleaning products we use?
- What do you want to do about this issue?

### Contact information

- Contact Angie Ziobro at 612-348-9850 or [Angela.Ziobro@hennepin.us](mailto:Angela.Ziobro@hennepin.us)
- Call 612-348-7777 if you have questions on the day you return the learning trunk.

### Additional resources

- Environmental education toolkits - [www.hennepin.us/environmentaleducation](http://www.hennepin.us/environmentaleducation)
- Green Cleaning learning trunk – [www.hennepin.us/environmentaleducation](http://www.hennepin.us/environmentaleducation)
- Hennepin County Drop-off Facilities brochure – [www.hennepin.us/~media/hennepinus/residents/recycling/documents/DropOffFacilities.pdf](http://www.hennepin.us/~media/hennepinus/residents/recycling/documents/DropOffFacilities.pdf)
- Hennepin County A to Z How to Get Rid of it Guide – [www.hennepinatoz.org/azguide](http://www.hennepinatoz.org/azguide)
- Minnesota Pollution Control Agency – [www.pca.state.mn.us](http://www.pca.state.mn.us) search: hazards in the home
- How to reduce hazardous chemicals in the home - [www.hennepin.us/~media/hennepinus/Business/work-with-hennepin-county/Environmental%20literature/IdentifyandReduce\\_HazardousChemicals.pdf](http://www.hennepin.us/~media/hennepinus/Business/work-with-hennepin-county/Environmental%20literature/IdentifyandReduce_HazardousChemicals.pdf)
- How to get rid of it guide - [www.hennepin.us/~media/hennepinus/Business/work-with-hennepin-county/Environmental%20literature/HowtoGetRidofItGuide.pdf](http://www.hennepin.us/~media/hennepinus/Business/work-with-hennepin-county/Environmental%20literature/HowtoGetRidofItGuide.pdf)