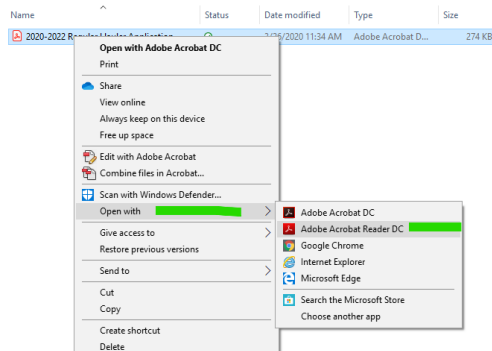
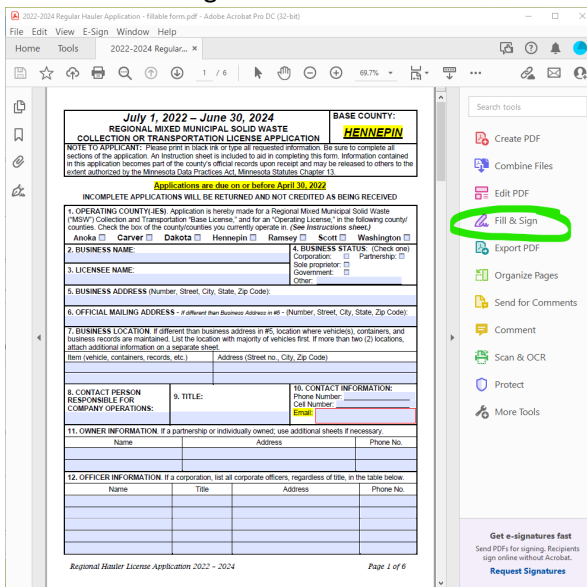


Completing Regional Hauler License Electronically

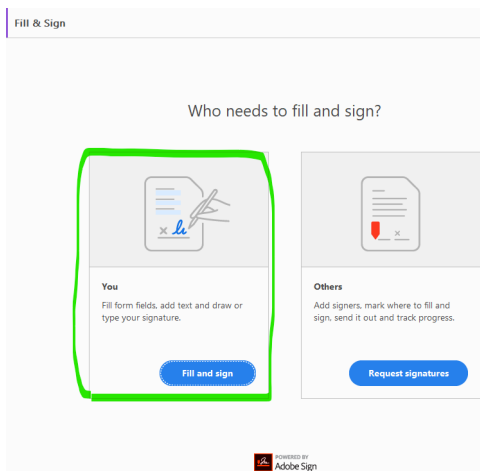
1. Save document (“2022-2024 Regional Hauler Application”) to your computer.
2. Open with Adobe Acrobat Reader (opposite - right click on file – see below)
If you do not have this program - it is a free program.
Download at <https://get.adobe.com/reader/>



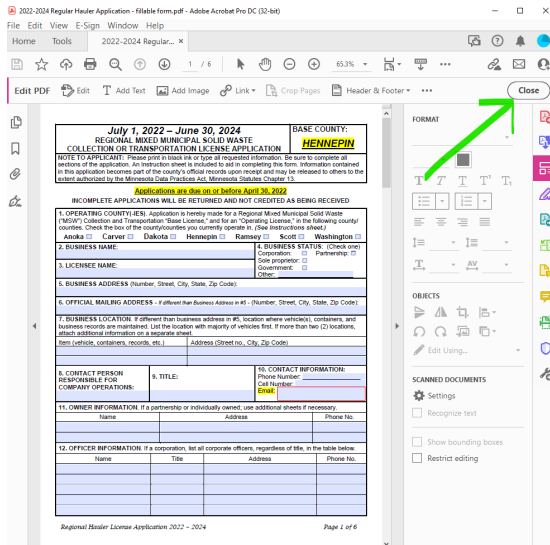
3. Click on “Fill & Sign”



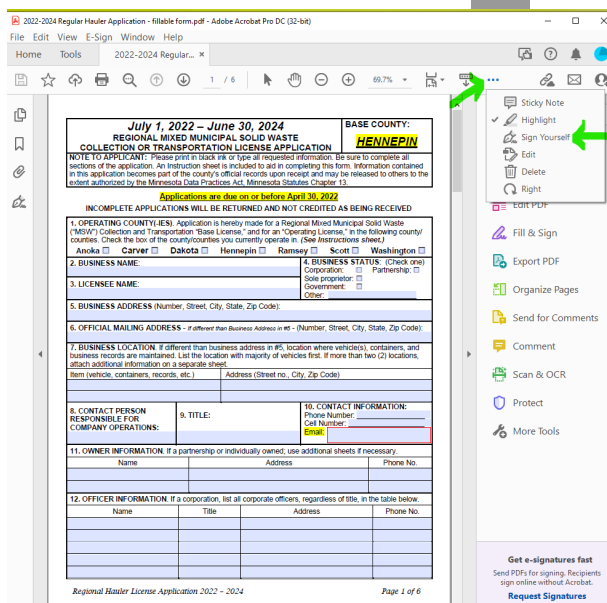
4. Click on Fill and Sign again



- Simply hover your mouse over any field - click on boxes to create a check mark or click to fill. Save as you go and once you have completed your application click "Close" in the top right corner.



- You can sign your application or type your name. If you choose to sign with Adobe click on the "Sign" icon that looks like a pen and follow the steps in Adobe.



- Save as: "your company name - hauler license application" and send to Haulers@hennepin.us

If you have any questions, please contact us at:
Hennepin County Hauler's Hotline (612) 348-7813

Email: Haulers@hennepin.us